


10kV Motor Current and Bus Current





10kV Motor Current and Bus Current



Calculate Motor Current: Tips to Optimize Your Drive Technology!

What is the power consumption of a motor and why is it important for my industrial application? Power consumption is the amount of electrical current (in Amperes) that a motor draws from the grid. It is

Motor Calculations

You can also use this utility to estimate the performance of any brushed or brushless permanent magnet DC motor if you know the Kv, the resistance, and the no-load current. Click on any standard



Motor Current Calculator

A Motor Current Calculator is a helpful tool used to determine the current a motor draws based on its power, voltage, efficiency, and power factor. Knowing the motor current is crucial for selecting the

Understanding why the motor phase current is different

To understand why the current of the power supply is different from the motor phase current first, it is necessary to understand how an H bridge controlling a motor

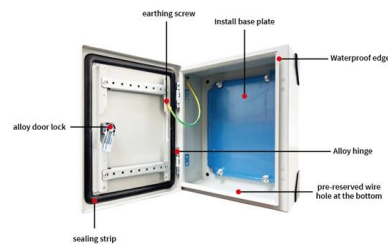


Choosing the Correct Current Value to Design Motor

Learn about using the correct current values when designing and calculating motor circuits.

High-voltage solution for 10kW motor drives

Built from DBC, high current pins and plastic housing ACEPACK™ assembly structure



Understanding why the motor phase current is different

The motor current is lower than the dc current because the servo drive behaves as a step down DC/DC converter. Ignoring inefficiencies, commutation and



LDC (D)-10, LMC (D)-10 Current Transformer , 10kV-12kV Wall

LDC(D)-10 / LMC(D)-10 indoor wall-through and bus-type current transformers for 10kV, 11kV and 12kV power equipment. Designed for current measurement, energy metering, signal sampling, relay

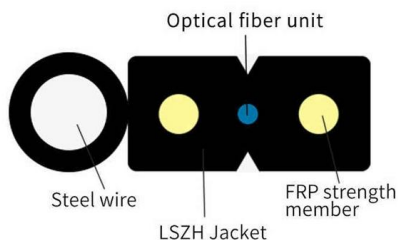


How DC bus voltage is related to speed and torque in

Theoretically, this method is ripple-free. However, this is not absolutely true as this method implies sharp current transitions and they are not possible due to

How are current and voltage related to torque and speed

After 4 years using and studying electrical vehicles I figured out that "gradeability" (ability to raise a slope of specific grade) depends on motor torque,



Agrawal-28New

Here we briefly discuss the types of metal-enclosed bus systems and their design parameters, to select the correct size and type of aluminium or copper sections and the bus enclosure for the required



Current Sensing Techniques in Motor Control Applications

Document information Information Content
Keywords Current sensing, sensing techniques, motor control Abstract There are many ways of current measurement in motor control or power electronics


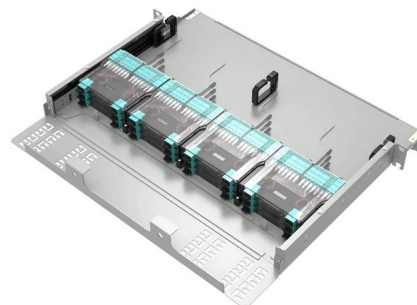


The Input and Output Current and Power Required for an AC Drive

This current can be thought of as being the sum of two currents: a portion in phase with the voltage, that accounts for all the mechanical power that the motor produces, and a portion that lags the voltage by

Understanding Motor Driver Current Ratings (Rev. A)

This application note explains the meaning of the different current ratings applied to motor driver parts and specifically explains the ratings found in TI motor driver device data sheets.



Comparison Study of 12kV n-type SiC IGBT with 10kV SiC MOSFET

For the same 4.16 kV, 500 kW drive system, using 10 kV/120A SiC-Mosfet, it is possible to have a 2-level topology. The SiC devices can be switched at 5 kHz, for 69A rms (98A peak) current, and a



Optimisation of Motor Loads in Short-Circuit Current Calculation

Short-circuit current calculation is the basis of power system planning, development and protection. In power system simulation calculations, the load model is connected directly to the substation high



Fault Current Calculation Methodology , PDF , Electric

The document provides calculations for fault current levels at different voltage levels of an electrical distribution system. Key points: 1) Fault current is calculated at

REV200605

OVERVIEW This paper explains why the current in the windings of a servo drive is different than the DC bus supply current. A power stage H-bridge, connected to a motor winding inductance, is modeled



What is the relationship between Motor Phase Current

Typically, assuming balanced phase currents (which they almost always are), you can directly take the RMS three-phase current as the total motor current, and



10kV High-Voltage Equipment Selection: Parameter

Master 10kV high-voltage equipment selection with detailed parameter calculations. Learn about CTs, VTs, circuit breakers, fuses, and arresters.



Project Title

FEC side waveforms for 4.16 kV MV ac grid tie operation with 8 kV MV dc bus and 9.6 kW load
FEC grid currents and R-phase pole-voltage RY-grid voltage and R-phase grid current

Electrical Motor Calculator: Power, Efficiency & Torque Calculations

Asynchronous Induction Motors - Electrical Properties Typical electrical motor data like nominal current, fuse, start ampere, size of contactor and circuit breaker - for asynchronous induction motors.



sep013 dd

Horizontal Bus Current Rating The horizontal bus on Siemens motor control centers are made of tin or optional silver plated copper. They are available with 600A, 800A, 1200A, 1600A, and 2000A current



Accurate Current Sensing in High Voltage Motor Drives

Current is sensed directly in the phase at the shunt terminals. Noise cancellation and PWM ripple rejection are obtained as a result of a patented signal processing technique that allows a clean



Precision Current Measurements on High-Voltage Power-Supply Rails

The high-side location allows for measuring the entire system current, so any excess current through unintended paths is detected. Moving away from the low-side location eliminates the varying system

Understanding KV Rating in Brushless Motors

Understanding KV rating is crucial for selecting the appropriate motor for your application, whether you're building a racing drone, an electric vehicle, or



Measurement of insulation resistance (IR) - Part 2

Insulation Resistance (IR) This article goes into details of insulation resistance values measured by Megger tester on many different kinds of



Motor Current Calculator

Motor current is the amount of current drawn by an electric motor. It is crucial for determining the electrical load and ensuring the motor operates efficiently and safely.



Contact Us

For datasheets, pricing, or custom high-speed optical interconnect solutions, please visit:
<https://syropy.com.pl>