

220kV relay protection operating time





Overview

For high fault resistance ground faults, the operating time of the protection is usually stepped from m 1-3 seconds and operating times are harmonised with the protection of the main grid. The 110 and 220 kV lines of the main grid are protected by means of two primary protection schemes (two distance relays or a distance and a differential line relay) or a primary protection relay (distance relay) and a backup protection relay (overcurrent and earth fault relay). Time-graded protection is implemented using overcurrent relays with either definite time characteristic or inverse time characteristic. The numerical terminals referred as IED (Intelligent electronic device) contain apart. In case of Long Line, followed by Short Line, the above mentioned Formula may not give us margin against possible underreaching. Inverse time delay, on the other hand, depends on the current magnitude so, the higher the current, the shorter the delay.



220kV relay protection operating time



GuidetoConnectionofSupply_Chapter 4_En.pdf

To grade with HK Electric 22-kV feeder protection, the protective relays of customer 22-kV main switch shall have an operating time not exceeding the maximum allowable time-current curves for phase

A Design of 220 kV Line Protection Action Deduction

By mapping the main action logic, including distance protection, longitudinal differential protection, zero-sequence over-current protection, tripping and reclosing subsystems, and the software and hardware



Understanding Protective Relays in Power Systems

Protective relays are vital for safeguarding power systems, ensuring protection against faults and abnormalities. This post explores key relay


CHAPTER-3

Remote backup protection consists of relays that are set to respond to faults in the next zone of protection. This type of protection is relatively slow as it should allow time for the primary relaying in



Line protection calculations and setting guidelines for

Protection Settings The documents presented should serve as a model to various utilities in preparing similar documents for setting protection relays installed




Analysis of a Relay Protection Responding to 220kV Transmission Line

The paper introduces an accident of line protection action caused by disconnecting switch fault. According to the time sequence of the line relay protection action and the principle of protection



Let me explain PT failure protection in distance relays

Let me explain PT failure protection in distance relays through a practical story. Imagine you're a protection engineer on duty at a 220kV substation.





A Design of 220 kV Line Protection Action Deduction

At present, the traditional operation and maintenance monitoring methods of relay protections have poor timeliness, while some automatic monitoring methods have insufficient early warning performance,



Relay Protection in HV/MV Substations: Calculations,

Relay protection calculations determine the threshold values and parameters for the protective relays based on the substation's operational and



(PDF) An Operation Time On-line Setting Method of Distance

In this paper, an on-line setting technology for section II and section III of distance protection is proposed. The operation time of section II and section III of distance protection is





Relay protection of the main grid and customer connections

The operating time of backup protection must be harmonised with the protection scheme of the main grid. Instead of backup protection, Fingrid recommends the use of two relays that trip with no delay.



Coordination of Relay Protection Operating Values with

In this case, the operating speed of traditional protection devices at a small number of stages is ensured by means of dependent current-time characteristics of overcurrent protection.

HANDBOOK

Relays (current, voltage, impedance, power, frequency, etc. based on operating parameter, definite time, inverse time, stepped etc. as per operating characteristic, logic wise such as differential, over fluxing



Relay Testing Standards , Delgado Relay Protection Reference

If the measured response time deviates significantly from the expected value, further analysis and adjustments may be required to ensure the relay's proper operation. In conclusion,



CONTROL & RELAY PANEL

The control and relay board panel for 220KV system and 132KV system shall also be duplex type for accommodating all relays and aux. relays for protection of respective circuit along with control




220kV Substation Maintenance Overview , PDF

1. The document discusses the operation and maintenance of a 220kV substation, including maintenance schedules for various equipment.
2. Equipment installed at

Distribution Automation Handbook

The selectivity diagram is a set of specific time/current curves which shows all the time/current curves, that is, the operating characteristics of the relays of the concerned chain of protection relays.



Numerical Relay Based 220 kV Transmission Line Backup Distance

Relay reach and operating time settings for a standard three-zone distance protection on line LMO are shown in Fig.1 . Zone 1 is the instantaneous zone and covers around 80-85% of the line length LM.



Time delay from fault to breaker opening , Eng-Tips

The relay manual says that the Raw Unrestrained element (threshold is 2.83 times the filtered unrestrained threshold) has a minimum operate time of 0.25 cycles and a maximum of 1.0




Basic protection relay knowledge

Definite time delay means that the protection operate time dose not change or depend on the fault type or the fault current magnitude. Inverse time delay, on the other hand, depends on the current

220kV Line Protection Settings Guide

220kV Line Protection Settings Guide This document provides settings and calculations for distance protection relays on a 220kV transmission line.




220KV Relay Protection System Overview

The document outlines various electrical relay systems and protection mechanisms for multiple substations, including 220KV GSS RRVPNL, STPS, and others in the



(PDF) Study and Application of 220kV Substation Relay

PDF , On Jan 1, 2015, Ting Yuan and others published Study and Application of 220kV Substation Relay Protection Training System , Find, read and cite all the



Protection audit 2 [Compatibility Mode]

Review of field-testing on all protection relays (including end to end testing), PLCC along with simulation of Disturbance Recorder & Event Logger signals individually for 400kV & 220kV Feeders.

Line protection calculations and setting guidelines for

Line protection calculations and setting guidelines for relays installed at 765kV, 400kV, 220kV transmission systems (photo credit: Edvard CSANYI)



Transmission Line Distance Protection Explained in detail

The Operating Time of Zone 2 is Delayed by 15-45 cycle time, so as to be selective with Zone 1 of the Adjacent Line i.e the Zone 1 Relays that are supposed to Trip get a chance to do their



Distribution Automation Handbook

The operating time of definite time relays does not depend on the magnitude of the fault current, while the operating time of inverse time relays is shorter the higher the fault current magnitude is. The time



Contact Us

For datasheets, pricing, or custom high-speed optical interconnect solutions, please visit:
<https://syropy.com.pl>