

# **How to connect a thermofused pipe to replace a terminal box**





## How to connect a thermofused pipe to replace a terminal box



### How to Install Wiring Terminals and Terminal Blocks

Install wiring terminals and terminal blocks safely with step-by-step instructions, tool lists, and tips to ensure secure, reliable electrical connections.

### Say No to Terminal Cups! How to connect wire to a subwoofer box

So you have built a beautiful subwoofer box, its good and strong with plenty of bracing, and your cuts are all nice and precise so the seams of the box won't leak any air. You are ready to



#### Pre-Terminated Patch Panel

Standard 19" width    Max 144 fibers in 1U    Ultra-High Density Ready



Dual-vial, easy install & maintain



Lightweight ABS MPO Cassette



Premium sheet metal with matte coating

### Electro Fusion Jointing Procedures , PE Electro Fusion

The instructions below describe the use of electro fusion for jointing adjacent lengths of pipe. The instructions apply equally to joining thermoweld fittings to pipe.


### Terminals, Controls and Accessories engineering guidelines

In fan powered terminals, electrically or electronically controlled terminals, and all terminals with electric heating coils, the order to the factory should be carefully checked against the electrical



### How the fireplace thermopile system is wired

This one covers the thermopile wiring on the gas fireplace. This video is part of the heating and cooling series of training videos made to accompany my web



### EF Installation and Training

Electrofusion Installation and Training Manual  
Thank you for selecting Georg Fischer Central Plastics' electrofusion products. GFCP strives to deliver the best technology and materials combined with



### A Comprehensive Guide to Installing a Thermocouple

Double-check the polarity and use the correct extension wires to avoid errors. Putting in a thermocouple the right way is super important. Think of



## Field Installation of Thermocouple & RTD Temperature Sensor

In this case, remove the internals, including the terminal block, mounting plate and sensor probe as one assembly, screw in the sheath and head, then replace the internals.




### Terminal box

Replace defective seals only with original seals from Endress+Hauser. If threads are damaged or defective, the measuring device must be repaired. Threads (e.g. of the electronics compartment)



## RTD INSTALLATION AND MAINTENANCE INSTRUCTIONS

Connect the red wire to the positive connection terminal and the two white wires to the negative connection terminals. The second white wire is the compensating lead wire.



### Thermowell Installation Best Practices

When installing thermowells in a pipeline, a user must first answer several questions regarding their location, quantity, stem length, distance from each other, and

## Type K Thermocouple



Ensure that the exposed wires in the tip of the cable are tightly twisted for a good connection, otherwise the sensor will not work. Attach the heat shrink



### **Medical gases Health Technical Memorandum 02-01: Medical gas**

This is achieved by ensuring that all points to which the user can connect medical equipment (terminal units) and user-replaceable components are provided with gas-specific connectors.

### **How To Install A New Steel Threaded Pipe , 1-Tom**

When removing a threaded steel pipe, your first task is to shut off the main source of water before you do any work on a water pipe.



### **Installing a Terminal Box onto the Motor/Gearmotor (IP-44)**

The motor/gearmotor is factory installed with a bushing on the lead exit. In order to install the terminal box onto the motor/ gearmotor, this bushing must be removed.




## Fan Powered ATU Rev. 5, November 2024

Fan Powered Air Terminal Units are not designed nor suitable for outdoor use. In advance of start-up, verify all electrical connections are tight and the correct voltage is supplied to the Fan Powered Air



IP65 / IP67 Sealing Design



Reserved Bottom Mounting Holes

### Motor terminal box connection methods and procedures

Jim Bryan (retired) EASA Technical Support Specialist As with most tasks, there are many ways to terminate motor leads and each one has a following who believe it is the best method. Here we will

### Installation Instructions, Einbauanleitung

The spare parts set and Installation Instructions are used to replace faulty unit with a functioning unit of the same type. Use genuine parts from Endress+Hauser only. In the case of Ex-certified measuring




### Thermoform PVC Lining Solution

Thermoform PVC Pipe Lining Solution Thermoform is a PVC-A pipe lining system designed for the rehabilitation of existing underground drainage and sewer pipes.



## Thermocouple Installation Best Practices: Avoid These 7

We will highlight seven common mistakes that can compromise the performance and lifespan of your thermocouples, providing you with the knowledge and insights to



### Best Practices for RTD Installation

For pipes less than 4" and other situations where sufficient immersion cannot be obtained, there are other solutions. Installing a tee allows the RTD to be aligned parallel to the flow and extend down the

### JBDB-IM-16-001-JBDB Junction (Terminal) Box Instructions Manual

3.1 INTRODUCTION Type JBDB Junction/Terminal box is designed according to IEC/EN 60079-0, IEC/EN 60079-1 and IEC/EN 60079-31 standards. The product is certified for installation in Zone 1



### termination

If the connection is out hanging in the breeze or is at an elevated (for example) temperature, it's better to use connectors that are made of thermocouple



## Motor terminal box connection methods, procedures

Motor terminal box connection methods, procedures Continued From Page 1 and reduce the stretching of the bolt as the lug material expands and contracts faster. An anti-oxidant material formulated for



## How to Connect Pipes to Old Lines

How to Connect Pipes to Old Lines Need to connect a new drain, vent, or supply line? Look no further than a tee fitting. We'll show you how to install one.

## Contact Us

---

For datasheets, pricing, or custom high-speed optical interconnect solutions, please visit:  
<https://syropy.com.pl>