


# **How to export data from a Yuanfang Spectrum Analyzer**





## Overview

---

spectrumTable = getSpectrumData(scope) returns the spectrum and spectrogram displayed on the spectrum analyzer along with additional statistics about the spectrum. I have tried to print it in figure and use the brush tool, but it does not work, could anybody help me?

Thank you! Sign in to comment. Hi, as the title says, I want to find out how to export the trace (dBm) from a Spectrum Analyser, in Simulink, to either the workspace or preferably to an external (EXCEL spreadsheet) file ?

Undefined variable "get" or class "get. public partial class MainWindow : Window { private MessageBasedSession mbSession; ResourceManager rm = new. Data are written to the output file periodically (one 'line' at a time), with a user-defineable write interval.



## How to export data from a Yuanfang Spectrum Analyzer

---

### Waterproof and dustproof, reliable and safe

The outer classic sink design allows the sealing ring of the cabinet and door to be seamlessly compressed without leaving a trace of gaps




### Capturing .csv files from a R& S Spectrum Analyzer

I am working on a project in WPF C# to save the trace of a spectrum analyzer to a .csv file on a PC for post processing. When I call the SaveTrace () method nothing seems to happen.

### How To Use A Spectrum Analyzer: Step-by-Step Guide

Discover how to expertly use a spectrum analyzer to capture and analyze high-frequency signals with precision. Learn key techniques to use it



### How to transfer data from a Keysight Spectrum analyser

I created a python script to connect to the spectrum analyser and I can set it up correctly for the tests I need to do through SCPI commands. I also

### 5G Waveform Analyzer

Use the 5G Waveform Analyzer app to analyze and visualize imported or captured 5G waveforms and export analysis results.





### Spectrum Analyzer Operation and Interpretation: Expert Guide to

Modern spectrum analyzers rely on advanced digital processing to capture, store, and interpret complex signal data with better accuracy. These features make it easier to catch transient

### Save spectrum data shown in spectrum analyzer

This MATLAB function returns the spectrum and spectrogram displayed on the spectrum analyzer along with additional statistics about the spectrum.



### How to Use a Spectrum Analyzer

One of the key ways to understand how to use a spectrum analyzer is to take a look at the controls. Although this test instrument may look complicated, it can be easy



## N9320B Spectrum Analyzer PC Software

Capture the trace screen or print it out Export trace data into a CSV file (in a format of \*.csv, open with Microsoft Office Excel) The N9320B spectrum analyzer provides USB, LAN and GPIB connections



Hello guys, I have saved some data with the spectrum analyzer (R3273 Advantest R3273 - TekNet Electronics ). How can I open it or convert it to text file


## GitHub

Spektrum is a spectrum analyzer software for use with rtl-sdr. The biggest advantage is that it can do sweeps across a large frequency span. User interface part is



## Overview

Because you can control the instrument directly from MATLAB, there is no need to save the data and import it at a later time, simplifying signal analysis and the creation of automated tests.





## How Can I extract the Spectrum data from the "Spectrum Analyzer" in

As shown in the title, I want to extract the power density data displayed in the "Spectrum Analyzer" into a matrix or a .mat file. I have tried to print it in figure and use the brush tool, but it does



2. Imported design is convenient for expansion.

The design of two inlets saves space and allows for rear line entry.



## Data File Export Function

Data are written to the output file periodically (one 'line' at a time), with a user-defineable write interval. To configure and activate the text file export, select

## SA2500 Spectrum Analyzer User Manual

SA2500 Option EP1 Option EP1 adds enhanced DPX Spectrum Display measurement rates to the SA2500 Spectrum Analyzer. SA2500 Option EP2 Option EP2 adds Signal Classification within



## Capturing .csv files from a R& S Spectrum Analyzer

Hi, I am working on a project in WPF C# to save the trace of a spectrum analyzer to a .csv file on a PC for post processing. When I call the SaveTrace() method nothing seems to happen.



### Export IQ to CSV , RTSAFiletool

Hi, I'm trying to convert a stream (for example in the form of a spectrum) in a csv file containing a vector of IQ values. First anyway I tried a

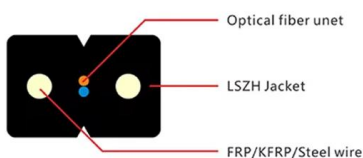


### RF Explorer Pro Manual

CSV data files can capture a single trace and can be used to share data to external applications such as WWB, Excel, Matlab or IAS. To load RFE file, go to File -> Load and select desired file navigating

### Getting the Most Out of an XRF Analyzer

This article provides a series of videos to help users get the most out of their Vanta XRF analyzer.



### Converting R& S I/Q Files

Besides converting existing I/Q files, the R& S I/Q File Converter (v1.3 or higher) also offers the possibility to capture I/Q data from a connected R& S FSW Signal and Spectrum Analyzer and store



### How to export data from simulink spectrum analyzer to excel/CSV file

I have some plots in simulink spectrum analyzer  
How this data can be exported in excel file? Got a technical question? Get high-quality answers from experts.




### export data of spectrum analyzer to excel (CSV)

Hello, I'm using a spectrum analyzer-BB60C. I want to mesurment the amplitude of one frequency during a hour and export the data to CSV file (Amplitude as a function of time). In addition

### Spectrum Analyzer Software with MATLAB and Simulink

The spectrum analyzer software computes and displays the spectrum, power-density spectrum, and spectrogram for variety of signals and data types, including audio,




### Export IQ to CSV , RTSFiletool

However there is an easier and more comfortable way to export IQ data to a CSV file by using the File Reader block: Open a new mission and add



## How to Read a Spectrum Analyzer

To the uninitiated, the display of a spectrum analyzer may look completely impossible to decipher. Read on to learn how to read a spectrum



## Exporting Reports From Spectrum To Different Applications

Exporting Reports From Spectrum To Different Applications Spectrum can save Spectrum reports and listings in various software applications and formats (for example, as rich text files,

## Contact Us

---

For datasheets, pricing, or custom high-speed optical interconnect solutions, please visit:  
<https://syropy.com.pl>