

# **How to read the voltage of a power supply using a power meter**





## How to read the voltage of a power supply using a power meter

---



### Kelvin (4-wire) Resistance Measurement

In this sense, a precision shunt resistor "converts" a current value into a proportional voltage value. Thus, current may be accurately measured by measuring voltage

### How to Use a Voltmeter: 12 Steps (with Pictures)

How to Use a Voltmeter To use a voltmeter, attach the positive terminal to the positive end of any circuit. Then, connect the negative terminal to the negative end of the same circuit. Turn the voltmeter dial to your preferred setting and turn it on to take a reading.



### Watts to Amps (A) Calculator

Electric power in Watts (W) to electric current in amps (A) calculator.

### Troubleshooting DC Power Supplies Using a Digital

Digital multimeters are easy to use and can measure voltage, which is important for pinpointing problems with a DC power supply. Here, we'll discuss the basics of



### How to Test a Power Supply Unit (PSU) With a Multimeter

One of the easiest ways to test a PSU is by using a multimeter. A multimeter is a device that measures voltage, current, and resistance. With a multimeter, you can check the voltage output of the PSU and



### How to Test a Transformer: 12 Steps (with Pictures)

Apply power to the circuitry. Use the DMM in AC mode to measure the transformer primary. If the measurement is less than 80 percent of the expected voltage, the fault could lie in either the transformer or the circuitry providing the primary with power. In that case: Separate the transformer from



### How To Use a Multimeter to Measure Voltage, Current

But do not use your multimeter with high voltage AC outlets unless you know what you are doing. Sources of DC voltages can be batteries, laptop





## How To Check Voltage Of Power Supply? A Complete

First, set your multimeter to the appropriate voltage range. Then, connect the multimeter probes to the power supply terminals: the red probe to the positive



## How to Manually Test a Power Supply With a Multimeter

A properly executed PSU test using a multimeter should confirm whether the power supply is in good working order or should be replaced. Before

## How to Manually Test a Power Supply With a Multimeter

Testing a power supply manually using a multimeter is an essential skill for anyone involved in electronics, whether as a hobbyist, a technician, or an engineer. A failing power supply



## How To Test Power Supply Voltage With Multimeter? A Simple Guide

Now that you understand the importance of power supplies and the necessary safety precautions, let's dive into the practical aspects of testing power supply voltage with a multimeter.



### Electric Current: What is it? (Formula, Units, AC vs DC)

An alternating current can be converted to direct current by using a rectifier. DC electric power is generally used in low-voltage applications. Most



### Best Power Supplies 2026

Here are the best power supplies for gaming PCs. These PSUs offer the best reliability, performance, and protection for your components.

### 120 vs 208 vs 240 vs 277 vs 480: Why all the Voltages?

Explore common voltages such as 120 vs 208 vs 240 vs 277 vs 347 vs 480 and 600, detailing their applications, configurations, and use.




### **How to Test a Power Supply with a Multimeter: A**

This guide provides a comprehensive overview of power supply testing procedures using a multimeter, targeting individuals with a basic understanding of electronics



### **All About Circuits**

STMicro Unwraps Low-Power Image Sensors for Always-On Designs New BrightSense global-shutter sensors reduce power consumption by 10x for




### **Mastering Voltage Measurement: How to Check Power Supply**

In this guide, we'll explore how to check power supply voltage using a multimeter, taking you through the basic concepts, the procedure, safety precautions, and troubleshooting common



## How To Check Power Supply Voltage Multimeter? A Step-by-Step Guide

Turn on the power supply and note the reading. Remember that AC voltage fluctuates, so the reading may vary slightly. However, significant deviations from the expected voltage indicate a



## Mastering Voltage Measurement: How to Check Power Supply Voltage

When working with electronic devices, ensuring that the power supply voltage is at the required level is crucial for optimal performance. A multimeter is an invaluable tool that allows you to

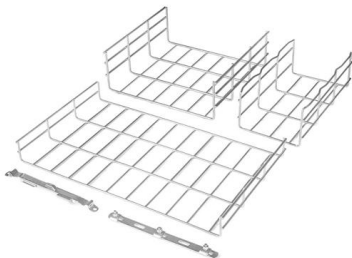
## Circuit Construction Kit: DC

Experiment with an electronics kit! Build circuits with batteries, resistors, ideal and non-Ohmic light bulbs, fuses, and switches. Determine if everyday objects are



## Multispan, A Leading Manufacturer of Process Control


Power Supplies Efficient power supplies with upto 95% efficiency for 240W Power supply designed for industrial automation. Compact, efficient, and durable, ensure





## How to Test a Power Supply with Multimeter , 10 Easy Steps

Using a multimeter, you can accurately measure voltage, continuity, and electrical output to verify the functionality and reliability of your power supply. This guide will walk you through the



## How to Test Power Supply with Multimeter [Experts Guide]

A multimeter, a versatile and invaluable tool for electronics diagnostics, can help you assess whether a power supply is functioning correctly, is underperforming, or has failed altogether.

## How To Test Power Supply Voltage With Multimeter? A Simple Guide

Knowing how to test power supply voltage can save you money, time, and frustration. By mastering the techniques outlined in this guide, you will be well-equipped to troubleshoot power



## Line vs. Load Wiring: What's the Difference?

The electrical terms "line" and "load" refer to wires that deliver and carry power. Read on to learn more about line vs. load wiring.



## How to Measure AC Voltage with a Digital Multimeter , Fluke

Whether troubleshooting a circuit, ensuring power supply consistency for preventive maintenance, or verifying safety standards, an accurate voltage reading is essential. Digital multimeters (DMMs)



### DATA ADJUSTABLE, EASY TO USE



SET INCREASE DECREASE POWER SWITCH

## How To Check Power Supply Voltage Multimeter? A Step-by-Step Guide

Knowing how to accurately check your power supply voltage using a multimeter is a fundamental skill for anyone who works with electronics, whether professionally or as a hobbyist.

## How to Measure Power using Digital and Analog

It shows if a device is consuming too much energy (general term as electricity) or to know a power supply has enough power to run a device without any issue.



## How to Test a Power Supply Unit (PSU) With a Multimeter

Your PSU should stay on for this test, so don't turn it off; let the power on bridge stay as it is. If you haven't used a multimeter before, read on how to



## Contact Us

---

For datasheets, pricing, or custom high-speed optical interconnect solutions, please visit:

<https://syropy.com.pl>