

# How to remove a relay protector





## How to remove a relay protector

---



### How to safely remove relay from base

Electronic illiterate here: How do I safely remove this Omron LY2 relay from it's base? I don't want to destroy anything, but I don't see any locking

### Power System Protective Relays: Principles & Practices

Protective relays and devices have been developed over 100 years ago to provide "lastline"of defense for the electrical systems. They are intended to quickly identify a fault and isolate it so the balance of



### How do I safely remove the relay cover without doing damage

On each side of the relay you will see little "catches" at the bottom. Find something you can slide under and release these. Personally I would use a small knife to do this. Many times with old relays the

### Need Advice on Removing Relay on PCB , All About Circuits

Hi Everyone, I'm a novice and I need to remove the Omron G8P-1A4P relay on this coin-op dryer board (see photo). But I see there's an amber varnish or something holding it fast to the



### **directory-list-2.4.txt/directory-list-2.4.txt at main**

Customer stories Events & webinars Ebooks & reports Business insights GitHub Skills



### **How do you pull a relay out?**

If the relay is held in place with a screw, you will need to use a screwdriver to remove the screw and then pull the relay out. It is also important to make sure the power to the circuit is off before



### **How to Clean and Repair Power Relays**

Power relays are useful, flexible electronic components. A great way to get them on the cheap is to restore used models.





## Relay Socket Wire Removal

How to release and remove the wires from a standard automotive relay socket.




## How to Pull Relay Out of Fuse Box , 10 Easy Methods

In this article, we will explore the step-by-step process of how to pull relay out of fuse box. From identifying the specific relay to using the appropriate

## Microsoft Security Response Center Blog

Microsoft Security Response Center Blog



## Protection Relay Installation Manual

cal protection function can be used. The manual can al technical data sorted per function. The manual can be used as a technical reference during the engineering phase, installation and commission tion



## **[#Tutorial] How to refurbish/restore relay covers?**

Cut out your mirrored image that you want to apply to the relay. Apply an EXTREMELY thin and EVEN coat of Polycrylic with brush. Apply your cut out image face down to relay cover. You



## **How to Remove a Relay Safely and Effectively**

Expert guidance on the essential safety measures and verified methods required for accurate electrical relay extraction.

## **How to Remove a Screen Protector: 4 Easy Steps and Tips**

How to Remove a Screen Protector in 4 Easy Steps While they are just one part of the phone-protecting solution, screen protectors are an indispensable, must-have



## **How to Remove a Relay , A Step-by-Step Guide**

Knowing how to remove a relay correctly is crucial to ensure a smooth and safe process. In this article, we'll walk you through the steps to remove a relay effectively.

## **Refrigerator Freezer Compressor Wiring**



## and Relay Plastic Cover

This quick DIY guide shows you exactly how to remove the protective cover on virtually any common refrigerator compressor.

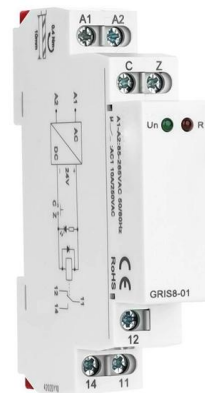


## How to Remove a Relay on Any Vehicle

Learn how to remove a relay on any car or vehicle quickly and safely. In this video, I show you step by step how to locate, pull out, and replace a faulty

## PAANO MAGPALIT NG RELAY AT OVERLOAD PROTECTOR SA

Sa videong ito ituturo ko kung paaano magpalit ng relay at overload protector ng refrigerator. Sinamahan ko na din ng explanation kung ano ang function ng Relay at Overload protector How to change




## Unlocking the Secrets: Effective Techniques to Unstick a Relay

This post aims to provide a comprehensive guide on how to unstick a relay effectively, ensuring that you can restore functionality without the need for immediate replacement.



## Under Hood Relay Replacement

Here I show you how to replace a relay under the hood of your car. It's pretty simple, you just find your fuse box under the hood and pull that relay on out.



## How to safely remove relay from base

Since this is mounted on a circuit board you'll probably want to make sure the board is braced so that you don't bend it or, if you're able, hold the


## How Do You Remove a Car Relay Safely and Effectively?

Learn how to remove a car relay quickly and safely with our step-by-step guide. Whether you're troubleshooting electrical issues or replacing a faulty relay, our tips make the process simple



## Why Does My Relay Coil Stay Energized After Input Signal is Removed


Discover why your relay coil remains energized after the input signal is removed and learn how to troubleshoot the issue effectively.





## How to remove Relay and Overload protector cover of a

In this video you will learn how to remove the cover of relay and olp back of the compressor, also shown in this video on how to check relay and olp.



## How to Remove a Relay Safely and Effectively

An electrical relay is fundamentally an electrically operated switch, designed to control a high-power circuit using a comparatively low-power signal. This device utilizes an electromagnet to

## Reduce/Remove Sparks in AC and DC Contacts of Relays

I see that there are sparks being generated whenever there is a connection established between two contact points in the relays. So is there a



## Contact Us

---

For datasheets, pricing, or custom high-speed optical interconnect solutions, please visit:  
<https://syropy.com.pl>