

Jordan s export price of 380V energy management system CIF price





Jordan s export price of 380V energy management system CIF price



Jordan Electricity Market Report

Jordan Electricity Market Report AFRY's Independent Market Reports are immediately recognised and accepted by the infrastructure investment community. They are considered to be the 'gold standard'

CIF Countries , CIF

It is supporting the development of 960 megawatts of new CSP capacity across Egypt, Tunisia, Morocco, Jordan, and Libya.



Jordan electricity prices

The residential electricity price in Jordan is JOD 0.000 per kWh or USD . These retail prices were collected in September 2025 and include the cost of power, distribution and transmission, and all



Reference price list (Tariff) from renewable energy sources .

The "Reference Price List" shows the suggested prices (Tariff) for generated power from different renewable energy sources, as shown in Table 1.




Jordan Electricity Market Report

AFRY's electricity market report for Jordan contains: - Market background: Examination of relevant policies, regulations, and their impact on market trends - Market projections: Detailed assessments



Jordan Energy Management System Market (2025-2031)

With a growing awareness of the benefits of energy management systems in reducing operational costs and environmental impact, there is a promising outlook for the Jordan Energy Management System



Jordan , Electricity Maps

Track real-time and historical electricity data worldwide -- see production mix, CO2 emissions, prices, cross-border exports, and much more.



Analysis of Cost-Optimal Renewable Energy Expansion

Jordan is affected by an ever changing environment in the midst of climate change, political challenges, a fast growing economy and socio-economic



European Union, Trade in goods with Jordan

European Union, Trade with Jordan Key Figures Imports / Exports 2024 - AMA/NAMA product Groups - SITC product Groups - Top 5 - HS sections

Jordan Trade Statistics , WITS

Jordan Trade Statistics including exports and imports by partner and products, tariffs and relevant development indicators.



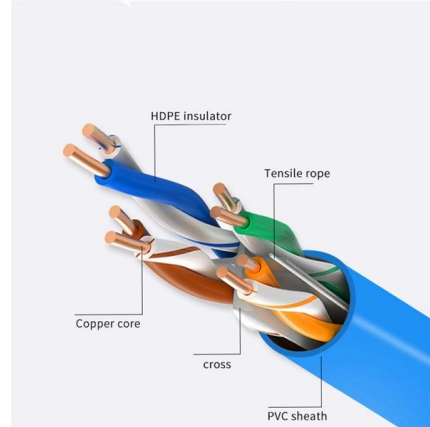
The Energy Sector In Jordan - Current Trends And The

After setting out the main goals of the National Energy Sector Strategy, we discuss the potential for utilising renewable energy in Jordan, focusing on wind energy, solar energy and

Jordan Import Export Data , Jordan Trade Database , Jordan Trade



Jordan enjoys advanced status with the EU, which has facilitated greater access to export to European markets. Due to slow domestic growth, high energy and food subsidies and a bloated public-sector



Jordan Trade , WITS

Jordan Trade Overall Exports and Imports for Jordan 2024 The total value of exports (FOB) is US\$ 13,283 million. The total value of imports (CIF) is US\$ 26,845 million. The total trade was US\$ 40,128

Jordan

The government of Jordan targets 10% of energy mix to come from renewables by 2020. The country has set up a fund, as well as duties and taxes exemptions on




Energy in Jordan

Energy in Jordan describes energy and electricity production, consumption and import in Jordan. Jordan is among the highest in the world in dependency on foreign energy sources, with 92.3% of the



It highlights how the energy transition is progressing in these markets and how they are harnessing the transition to boost attractiveness to outside investors.



Jordan Energy Information

Electricity prices remained steady in 2024, while diesel prices dropped by 9%. The transport and residential sectors each account for 43% of consumption, with



Jordan Trade , WITS

Access Jordan's trade profile. Data includes annual and monthly exports and imports, tariffs, foreign direct investment (FDI), global value chain (GVC) participation, and the Services Policy



Jordan: Electricity exports

Historically, the average for Jordan from 1980 to 2023 is 0.06 billion kilowatthours. The minimum value, 0 billion kilowatthours, was reached in 1980 while the maximum of 0.32 billion kilowatthours was





Economy of Jordan

Energy remains perhaps the biggest challenge for continued growth for Jordan's economy. Spurred by the surge in the price of oil to more than \$145 a barrel at its




Jordan Import Price Index: cif: 2005 Price: USD: Seasonally Adjusted

Jordan Import Price Index: cif: 2005 Price: USD: Seasonally Adjusted data was reported at 1.422 USD mn in Sep 2023. This records a decrease from the previous number of 1.479 USD mn for Aug 2023.



Understanding Import and Export Regulations in Jordan:


Explore Jordan's intricate trade environment, including customs procedures, import and export regulations, and tariff considerations. This guide



Jordan Energy Information

- Jordan's Energy Use & Price by Sector: Since 2016, final energy consumption has stabilised at around 6 Mtoe, with oil dominating (62%). Electricity prices remained

Climatescope is an online market assessment tool, report and index that evaluates individual emerging markets' readiness to put energy transition investment to work.




Jordan

The government of Jordan targets 10% of energy mix to come from renewables by 2020. The country has set up a fund, as well as duties and taxes exemptions on all manufactured locally and imported

Techno-economic assessment of residential PV system tariff policies

Abstract This study assesses the economic and technical performance of four energy policy scenarios for Jordan's residential photovoltaic (PV) systems: net metering, net billing, zero



Jordan Energy Market Report , Energy Market Research

The Jordan energy market report provides expert analysis of the energy market situation in Jordan. The report includes energy updated data and graphs around



Contact Us

For datasheets, pricing, or custom high-speed optical interconnect solutions, please visit:

<https://syropy.com.pl>