

Micro-module door adjustment





Overview

Control can be direct and remote, via a switch, button, handle, or key-fob. Enhance automotive door control unit design with comprehensive system solutions Enhance your designs with a comprehensive door control unit (DCU) system for automotive applications, providing essential functions such as door lock, mirror adjustment, window lift with anti-pinch, and illumination. You can count on our broad portfolio of motor control, security, lighting, Human-Machine Interface (HMI), car access. ZF's electronic Modular Door Control system offers safety features for different bus variants in compliance with the European safety regulations ECE-R 107. It can be applied to a variety of pneumatic and electrical doors, such as inward and outward swinging doors with or without lifting locks, and. Functions such as door locking/unlocking, mirror folding/defrosting/adjusting, lighting, and seat and window adjustment can all be made from within the door control module.



Micro-module door adjustment



How to Make the Most Common Microwave Repairs (DIY)

Your microwave starts but won't heat. Think you can't fix it yourself? Think again! Learn how to replace the door switch, a common microwave repair.

Molex Door Control Module Connectors

The DCM is a key component in automobile body electronics that accomplishes the electric control for primary door functions, including door lock, rearview mirror, power windows and auxiliary lighting.




DIY: window drop down/ door micro switch fix

The door latch is what deactivates the micro switch: So over time the micro switch is worn down from repeated door closing, the micro switch doesn't

Mastering the Art of Microwave Door Adjustment: A Comprehensive

For most microwave door adjustments, you typically need a screwdriver (usually a Phillips-head) to adjust the screws on the door hinges. Some users might also find it helpful to have a level to ensure



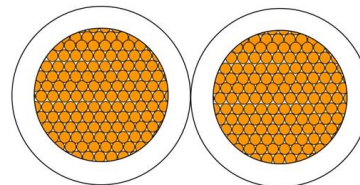
Door control module

Explore STMicroelectronics' door control module solutions for efficient and secure vehicle door management.



Innovative joint solutions for the door module

In the first step, the tolerance compensation at the door module must be mounted with a RIVKLE® blind rivet nut. After that, the door handle is aligned in the desired assembly position.




Arduino

The door sensor is also known as entry sensor, contact sensor, or window sensor. We will learn how door sensor works, how to connect door sensor to Arduino,



Module Door Station

Note Provides additional information to emphasize or supplement important points of the main text. Module Door Station User Manual iii Regulatory Information FCC Information Please take attention



Making a smarter door lock with the SimpleLink MSP432 microcontroller

Extending battery life is a critical objective when designing a door lock, which is predominantly in idle mode. TI's MSP432 MCU can help maximize energy savings because it consumes just 660nA in idle

Door Module , Microchip Technology


View body electronics door module application information from Microchip, including a block diagram with recommended products and design resources.



Micro-module Data Center -Outdoor Cabinet & Server

Application: The micro-module data center is designed to deal with the changes of cloud computing, virtualization, centralization, high density and other servers,





The hinge for refrigerator doors connected with a sliding mechanism can be adjusted even if the refrigerator is already in place. MODUL 100° overlay application with




Door Control Module

Control can be direct and remote, via a switch, button, handle, or key-fob. Functions such as door lock/unlock; mirror fold, defrost, leveling, and lighting;

Door Control System

It can be applied to a variety of pneumatic and electrical doors, such as inward and outward swinging doors with or without lifting locks, and hinged sliding doors.



MODUL Hinge System Overview , PDF , Door , Cabinetry

This document provides information about the MODUL hinge system, including an overview of standard hinge applications and profile door hinges. Details are given



Module Door Station

L'exploitation est autorisée aux deux conditions suivantes : Module Door Station User Manual v
1.l'appareil ne doit pas produire de brouillage, et
2.l'utilisateur de l'appareil doit accepter



Door Control Module Solutions

The door control modules are located in both doors. They manage all actuators in the driver's or passenger's door and connect directly to a separate switch panel. The central locking,

KY-024 Hall Magnetic Adjustment Module

På lager (63) Tilføj til kurv Varenummer 2498
Kategori Hall & Magnetfelt Moduler Mærker
Adjustment, Hall, KY-024, Magnetic, Module
Beskrivelse Anmeldelser (0)



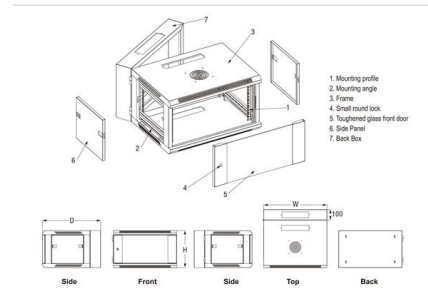
Module Door Station

L'exploitation est autorisée aux deux conditions suivantes : Module Door Station User Manual v
1.l'appareil ne doit pas produire de brouillage, et
2.l'utilisateur de l'appareil doit accepter



Door Control Module

Functions such as door lock/unlock; mirror fold, defrost, leveling, and lighting; and seat and window adjustment are all done within the door module.




Door Control Module Solutions

Functions such as door locking/unlocking, mirror folding/defrosting/adjusting, lighting, and seat and window adjustment can all be made from within the door control module.

111114.500307

Door activation requirements for Timer Close Module. Examples of devices to initiate the Timer are: 3 button control stations (open button), radio controls, pull cords, loop detectors, photoelectric controls,



Door Control Modules

Our Door Control Modules (DCM) offer superior control over power windows, child locks, mirror adjustments, and more, enhancing the electrical control system of each door. Whether for the driver's



Complete car door module

In this document, an electronic module is presented that controls all the car door functions, including the window lift, all latching/locking operations, wing mirror movement, mirror turn indicator light, defroster



1075KW HH ESS


Device user guide

About the device The Wiser Micro Module Switch (hereinafter referred to as / Micro Module Switchmodule) combines the advantages of smart switch functionality with ordinary mechanical push



Catalogue and technical manual 2024-2025 - Page 167

163 2 > Hinge systems > MODUL - hinges > Overview Catalogue 2024/2025 Hinge systems Hinge systems 70 CLIP top BLUMOTION , CLIP top - hinges 72 Hinge



Command Tooling Systems

Micro-adjustable balanceable and non-balanceable boring heads--Accurate adjustment with graduations of .0001" (.0025) to adjust down to .0002" on diameter up to 20,000 RPM. MicroMax™



Contact Us

For datasheets, pricing, or custom high-speed optical interconnect solutions,
please visit:

<https://syropy.com.pl>