



Syropy AI Connectivity

New Zealand Export Price of High-Temperature Resistant Communication Power Systems CIF





New Zealand Export Price of High-Temperature Resistant Communication




New Zealand Export Prices

In New Zealand, Export Prices correspond to the rate of change in the prices of goods and services sold by residents of that country to foreign buyers. Export

Retail power prices and power supply security

Secure supply is essential to a reliable power system. The ability of power supply to meet demand over time is referred to as 'security of supply'. Our



Freight and logistics , Ministry of Transport

Value for Exports is calculated with FOB (Free On Board) - the value of goods at New Zealand ports before export. All confidentialised commodity entries are removed from the summaries from the value

Anadolu

China's Xi, Trump 'agree' to strengthen communication, coordination amid Iran war Now



New Zealand

Overview New Zealand's Information Communications and Technology (ICT) market was valued at US\$19.8 billion in 2024 according to Fast Forward, with an expected annual growth rate of



New Zealand's Transpower plans \$653 million upgrade

Transpower said on Tuesday it had applied to New Zealand's Commerce Commission for approval of its NZ\$1.1 billion (US\$653.40 million) plan



Coast to Coast


New Zealand is overhauling her military high frequency communications to replace the existing HF infrastructure.





International Trade Statistics

We derive the value and quantity data we use for calculating the merchandise price and volume indexes from Stats NZ's overseas merchandise trade (OMT) statistics. These statistics are processed from



New Zealand (NZL) Exports, Imports, and Trade Partners , The

The following section uses the most recent trade data from partners of New Zealand, displaying Trade Value, which represents the total monetary value of traded goods during a period, reflecting the

Transpower secures cables, ship and installation for

Transpower today announced it has secured global cable solutions supplier Prysmian to replace its high voltage direct current (HVDC) submarine



Electricity Wholesale Price

This report analyses the wholesale price of electricity in the spot market. The prices shown are an average across all market regions in New Zealand (Aotearoa) and are sourced from the



How to use Stats NZ trade data to your advantage

This video shows you how to navigate Infoshare's regularly updated exports and imports data, including how to select the relevant categories (data)



What was behind high wholesale electricity prices

Wind generation was low in early August, despite new wind farms. When wholesale prices were highest in early August 2024, wind generation was

New Zealand Trade , WITS

Access New Zealand's trade profile. Data includes annual and monthly exports and imports, tariffs, foreign direct investment (FDI), global value chain (GVC) participation, and the Services Policy



Wholesale Information Trading System

Constraints PRS, latest binding above 90%, next 24 TPs



Overseas trade (M8)

Background notes The overseas merchandise trade price and volume indexes measure changes in the levels of prices and the volumes of imports and exports of merchandise trade to and from New



em6

Auckland	\$37.15	Bunynthorpe	\$35.72
Canterbury	\$33.61	Christchurch	\$36.11
Edgecumbe	\$33.47	Hamilton	\$35.62
Hawkes Bay	\$33.68	Nelson	\$37.16
Northland	\$37.38	Otago	\$33.44
Southland			

An overview of New Zealand's trade in 2021

New Zealand's goods exports grew by 6% in 2021, reaching \$63.3 billion. Goods exports are now well above 2019's pre-COVID levels, with higher export prices for dairy, meat and wood the main drivers,



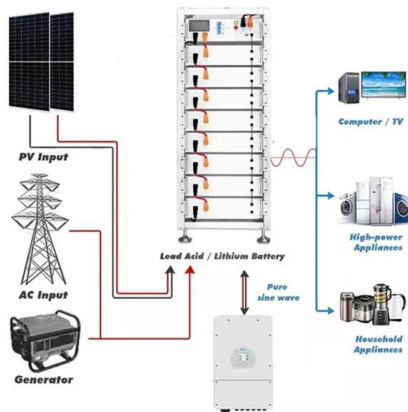
National Grid (New Zealand)

New Zealand's major transmission network. Generation and load centres are shown as blue and red circles respectively. The major AC transmission corridors are



Overseas trade (M8)

This tariff finder is designed to help goods exporters and importers maximise benefits from New Zealand's Free Trade Agreements (FTAs) and compare tariffs in more than 110 other international



New Zealand Export Price Index , Economic Indicators , CEIC

New Zealand Export Price Index data remains active status in CEIC and is reported by Stats NZ. The data is categorized under Global Database's New Zealand - Table NZ.I: Export Price

Imports and exports , Stats NZ

Overseas merchandise trade has monthly information about the goods New Zealand imports and exports. Overseas trade indexes has quarterly information about changes in the



New Zealand's Top 10 Exports 2025

New Zealand's shipments of meat posted the third-fastest gain in value, up by 16% year over year. The leading decliner among New Zealand's top 10 export categories was fish via a -2.6% reduction. For a





New Zealand Trade , WITS

Access New Zealand's trade profile. Data includes annual and monthly exports and imports, tariffs, foreign direct investment (FDI), global value chain (GVC) participation, and the Services Policy



NZX, New Zealand's Exchange

NZX Energy is a specialist provider of services to the New Zealand electricity market. Using our expert knowledge and proprietary systems we enable the 24/7 trading, clearing and reconciliation of spot

New-zealand Export Data - Trends & Insights , Cypher Exim

Discover new-zealand export data, key trade trends, and market insights with Cypher Exim to boost your global sourcing and business decisions.



Tariffs

All goods imported into New Zealand must be classified within the Tariff of New Zealand. Find out about obtaining a tariff ruling, preferential tariffs, or tariff concessions.



Contact Us

For datasheets, pricing, or custom high-speed optical interconnect solutions, please visit:

<https://syropy.com.pl>