


Relay protection setting value trips in seconds



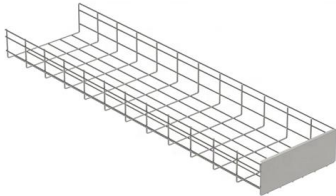


Overview

A Trip Class is a standard parameter that defines the maximum time (in seconds) a relay will take to trip when subjected to a current 6 times (600%) its rated current. Selective short-circuit protection can be achieved in different ways, such as: Time-graded protection Time- and current-graded protection A straightforward way of obtaining selective protection is to use time grading. Trip Curve (time-current characteristic curve) is a graph showing the relationship between. When developing a protection philosophy, clear indication should be given for special cases where. Relay protection is essential to ensure the stability, reliability, and safety of electrical power systems.



Relay protection setting value trips in seconds



Plug Setting Multiplier & Time Setting Multiplier

Plug setting multiplier is nothing but a ratio between the actual fault current in the relay operating coil to pick up current (the relay current setting).

IDMT Relay Setting Calculations

In Summary: The time multiplier setting (TMS) is a vital parameter in IDMT relays that controls the shape of the inverse time characteristic curve. By



1075KW HH ESS



Protection Relay Tripping Circuit

A protection relay tripping circuit connects relays to breakers for fast fault isolation. Key components include trip/close coils and anti-pumping relays. Proper design, testing, and maintenance ensure


Relay Protection Settings (PSM, TSM, EL, OL, MF)

Protection relays employ a wide range of configurable parameters to identify defects & trip the breaker in a controlled & selected manner.



Fundamentals of Modern Protective Relaying

Protective Relays locate faults and trip circuit breakers to interrupt the flow of current into the defective component. This quick isolation provides the following benefits:



Welcome to Eastern Regional Power Committee ::

Welcome to Eastern Regional Power Committee ::



Calculation of Relay Operating Time

In this post, we have learn about calculation of Relay operating time. Important terms like pick up current, current setting, plug setting multiplier.

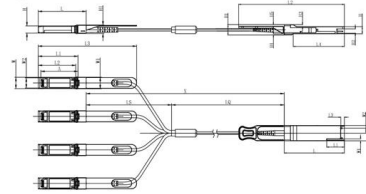


Overload Relays and Trip Curves: A



Comprehensive Guide


A Trip Class is a standard parameter that defines the maximum time (in seconds) a relay will take to trip when subjected to a current 6 times (600%) its rated current.



Unit mm

QSP28	L	L3	L2	L3	L4	W	W1	W2	H	H1	H2	H3	H4	H5	H6
Max	72.2	-	328	4.35	61.4	18.45	-	6.2	8.6	12.4	5.35	2.5	1.6	2.0	-
Type	72.0	-	4.20	61.2	18.35	-	-	8.5	12.2	5.2	2.3	1.5	1.8	6.55	-
Min	68.8	16.5	324	4.05	61.0	18.25	2.2	5.8	8.4	12.0	5.05	2.1	1.3	1.6	-

SFP28	L	L1	L2	L3	W	W1	W2	H	H1	A
Max	57.6	47.7	44.55	119.9	13.8	14.0	12.3	8.7	10.3	45.25
Type	57.4	47.5	44.35	117.9	13.55	13.8	12.1	8.5	10.1	45
Min	57.2	47.3	44.15	115.9	13.3	13.6	11.9	8.4	9.9	44.65



Overload relay setting and calculation

Properly setting the overload relay is essential for ensuring both motor protection and smooth operation. To avoid frequent trips and maintain efficient operation, the overload relay's value must align with the

Relay Protection in HV/MV Substations: Calculations,

Instantaneous and Time-Delayed Settings: Relays can be set for instantaneous or delayed tripping. Instantaneous settings provide quick fault

Mesh door/glass door optional



Sp-601 glass door

Sp-602 mesh door



Protective Device Settings , Delgado Relay Protection Reference

Once the settings are determined, relay engineers configure the protective devices accordingly. The procedure involves inputting the calculated settings into the device's control panel



How to Set Earth Fault Relay Settings Correctly? Best

Learn how to set earth fault relay settings correctly with practical steps, coordination guidelines, and safety considerations to ensure accurate, fast, and




Keep on Running--Select Motor Relay Settings to Balance Protection

These schemes should allow operators to maximize process availability. Thermal overload protection is a critical part of any motor protection scheme. This paper presents methods to set the thermal

PSM and TMS Settings Calculation of a Relay: Protection

PSM and TMS Settings are used to specify the tripping limits of a relay when a fault occurs. How to calculate the settings of the relay?



Keep on Running--Select Motor Relay Settings to Balance Protection

Thermal overload protection is a critical part of any motor protection scheme. This paper presents methods to set the thermal overload trip and reset settings correctly and provides examples of their



How To Set Earth Fault Relay

When an earth fault relay detects such a fault, it sends a trip signal to disconnect the faulty circuit. Understanding the functionality of earth fault relays is crucial for




Over Current Relay Setting Calculator

Our Overcurrent Relay Setting Calculator will accurately calculate your overcurrent relay settings. Enter rated current, Plug Setting Multiplier (PSM),

Pick Up Current , Current Setting , Plug Setting Multiplier

Plug Setting Multiplier (PSM): The ratio of the fault current to the relay's pickup current, critical for relay operation. Time Setting Multiplier (TSM):



How to Set Overcurrent Relay Settings: A Guide

Learn how to set the pickup and time delay settings for an overcurrent relay based on common criteria and methods. Find out tips and best practices for power



Updates and Adjustments in Relay Settings , Delgado Relay Protection

Updates and Adjustments in Relay Settings Relay settings play a crucial role in ensuring the reliable and efficient operation of power system protection schemes. Over time, as power




A Guide to Understanding Trip Curve for Overload Relays

Discover how to use trip curves to optimize motor protection. Explore relay trip classes and system characteristics for industrial applications.

Thermal Overload Relays Overview

Current setting: the FLA (Full Load Amperage) of the motor and thus the overload heater pack setting. Example: 600% of current rating is defined as 750% (600 X 1.25) of FLA current (heater) setting for a



Relay Protection Settings Verification

Relay Protection Settings Verification: Relay protection is a crucial aspect of electrical power network transmission and distribution systems. It is responsible for detecting and isolating



Under voltage relay setting , Eng-Tips

The solid state instantaneous relays are probably with the shortest setting, e.g. less than 1.5 cycle=0.025 seconds. They would respond to a reverse phase sequence condition in addition to



SC connector X 12

Relay Protection in HV/MV Substations: Calculations,

Relay protection calculations determine the threshold values and parameters for the protective relays based on the substation's operational and

Setting Relays for Selective Coordination , Delgado Relay Protection

In conclusion, achieving selective coordination in relay protection systems is crucial for maintaining the reliability and resilience of electrical power networks. Proper relay settings, through



A Guide to Understanding Trip Curve for Overload Relays

A trip curve is a graphical representation that illustrates the response time of an overload relay to different levels of current. The horizontal axis typically



Distribution Automation Handbook

When the protection is implemented using a current relay, the current value at which the relay should operate must be determined first. By means of the stabilizing voltage and the current setting, the



Overcurrent Protection Relay Settings: Best Guide

Learn how to set overcurrent protection relay settings with a clear, step-by-step guide. Understand pickup settings, time dial selection, coordination

A Guide for Calculating Step Distance Relay Settings

set the Zone 2 timer to 24 cycles (0.4 seconds). Coordinate 24 cycles (0.4 seconds) behind any type of time delay relay used to protect any piece of equipment at the remote terminal(s) of the protected line f.



Contact Us

For datasheets, pricing, or custom high-speed optical interconnect solutions, please visit:
<https://syropy.com.pl>