


Signal-to-noise ratio test using a spectrometer





Signal-to-noise ratio test using a spectrometer

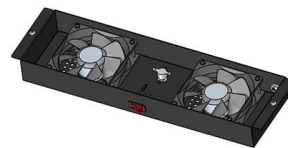


Signal to noise ratio and dynamic range definitions

The Signal-to-Noise Ratio (SNR) and Dynamic Range (DR) are two common parameters used to specify the electrical performance of a spectrometer. This technical note will describe how they are defined

How to Calculate Signal to Noise Ratio

How to calculate signal to noise ratio The water Raman test is a good measure of relative sensitivity between different instruments, provided the experimental




Magnetic resonance imaging

Anatomical imaging of the bile ducts is achieved by using a heavily T2-weighted sequence in magnetic resonance cholangiopancreatography (MRCP). Functional

Signal-to-Noise Ratio (SNR) in Hyperspectral Imagers

Signal-to-Noise Ratio (SNR) in Hyperspectral Imagers The Signal-to-Noise Ratio (SNR) is a well-known and readily understood metric for data quality. The purpose of this paper is to provide a practical



Signal, Noise, and Detection Limits in Mass Spectrometry

Design evolution of mass spectrometry instrumentation has resulted in very low noise systems that have made the comparison of performance based upon signal-to-noise increasingly difficult, and in some

A Closer Look at Dynamic Range and Signal to Noise Ratio in

Within that context, we will focus in this technical tip on practical definitions of dynamic range and signal to noise ratio (SNR), which are common spectrometer specifications, and weigh the importance of



TN 9364

Evaluating the performance of an infrared spectrometer includes a number of tests such as measuring the signal-to-noise ratio (SNR), stability, spectral range, linearity, resolution, and wave



Spectroscopy: Signal-to-Noise Ratio (SNR)

Ultimately, the ability of the spectrometer to make accurate measurements depends on the quality of the signal obtained from the detector and the subsequent electrical circuits. The signal-to-noise ratio


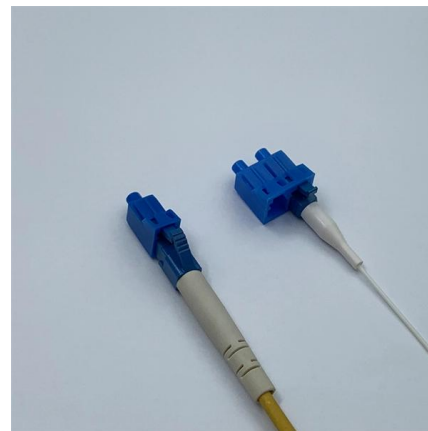


Spectroscopy: Signal-to-Noise Ratio (SNR)

Signal-to-Noise Ratio (SNR) Ultimately, the ability of the spectrometer to make accurate measurements depends on the quality of the signal obtained from the detector and the subsequent electrical circuits.

How to Calculate Signal-to-Noise Ratio (SNR)

Learn how to calculate signal-to-noise ratio across audio, wireless, imaging, and lab settings, plus what a good SNR actually looks like in practice.



How to Calculate Signal to Noise Ratio

How to calculate signal to noise ratio The water Raman test is a good measure of relative sensitivity between different instruments, provided the experimental conditions used to compare the systems



Signal-to-Noise Ratio (SNR) discussion

Shot noise is due to noise in the signal itself and cannot be avoided. For the short integration times of most applications with Pika imaging spectrometers, dark noise is insignificant. Read noise is



Signal-to-noise ratio of Raman signal measured by

The signal-to-noise ratio (SNR or S/N ratio) of Raman signal usually serves as an important indicator to evaluate the instrumental performance rather



Signal-to-noise ratio

A high SNR means that the signal is clear and easy to detect or interpret, while a low SNR means that the signal is corrupted or obscured by noise and may be difficult



Signal-to-Noise Ratio: How to Calculate SNR with Theory & Common

Learn what signal-to-noise ratio (SNR) is, how to calculate it, common mistakes, key applications, and ways to improve SNR like pixel binning.





Effects of spectrometer band pass, sampling, and signal

It is possible, using this simulation method, to select optimum combinations of band-pass, sampling interval, and signal-to-noise ratio values for



Understanding spectrometer signal-to-noise ratio

Learn why one of the most important parameters when selecting, and implementing a spectrometer is the signal-to-noise ratio (SNR). While the definition of SNR varies greatly within the photonics



Signal, Noise, and Detection Limits in Mass Spectrometry

Approximate estimate of LOD can be obtained from the signal-to-noise ratio (S/N) as described in this document. For most applications, there is more to the analytical method than just analyzing a clean




How do we measure the signal to noise ratio of the

The signal/noise ratio is an important parameter of the spectrometer. Better the signal to noise ratio, better the spectrum's quality. I am working in the Raman



What is signal-to-noise ratio and how is it measured?

The signal-to-noise ratio compares the strength of a desired signal relative to background noise. Learn how SNRs are used to quantify signal clarity



TN 9364

Description: Evaluating the performance of an infrared spectrometer includes a number of tests such as measuring the signal-to-noise ratio (SNR), stability, spectral range, linearity, resolution,

How to Calculate Signal to Noise Ratio

The RMS signal to noise ratio formula is shown below. To correctly measure the RMS noise value for the denominator, a second experiment is performed where



Contact Us

For datasheets, pricing, or custom high-speed optical interconnect solutions, please visit:
<https://syropy.com.pl>